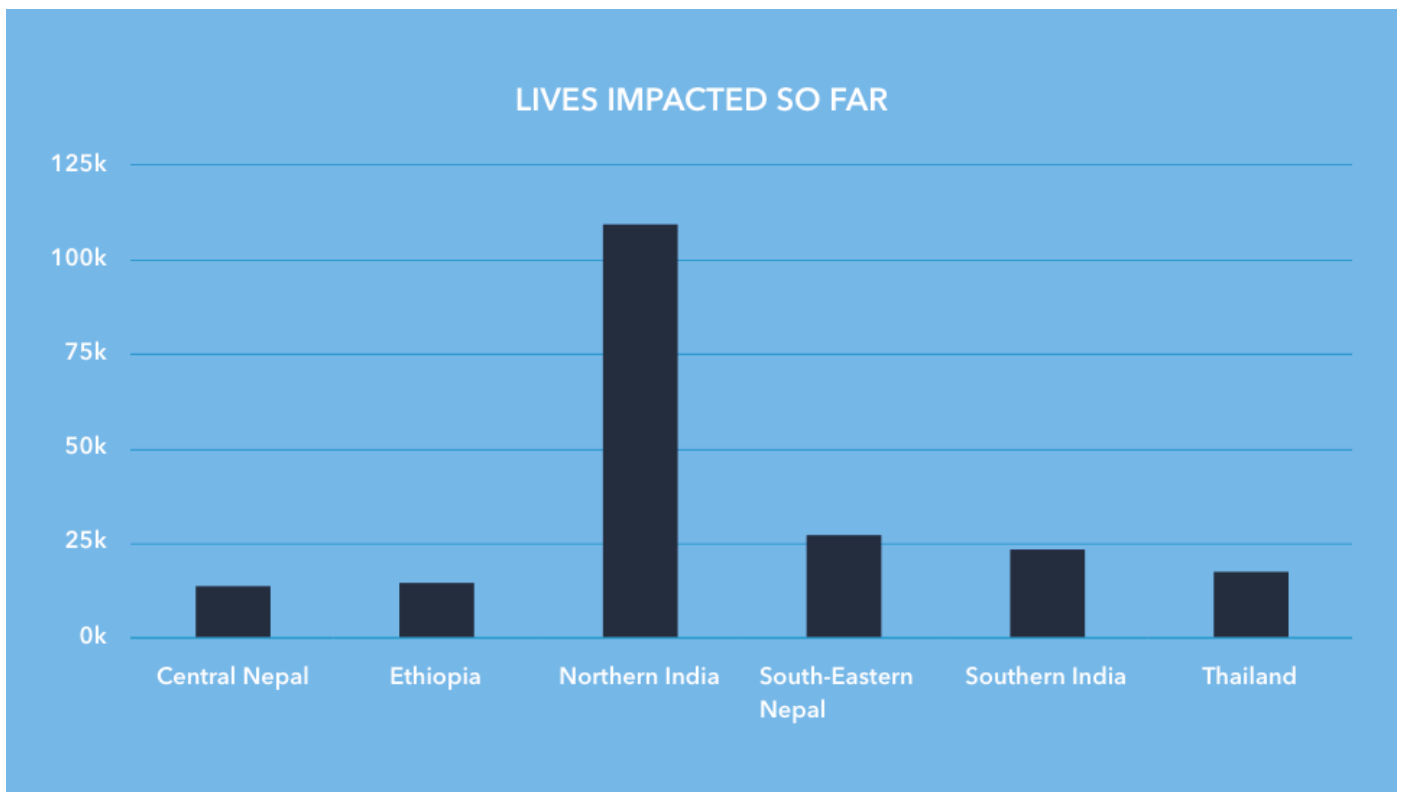
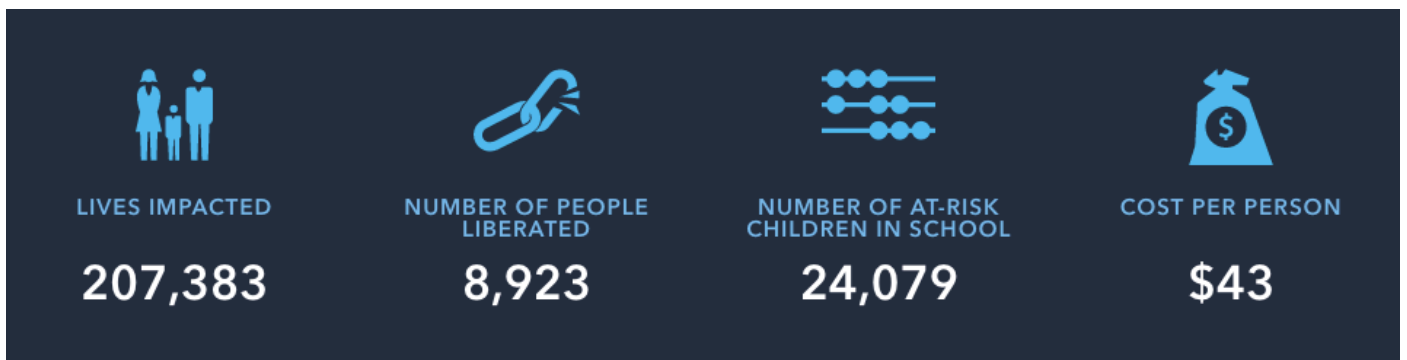
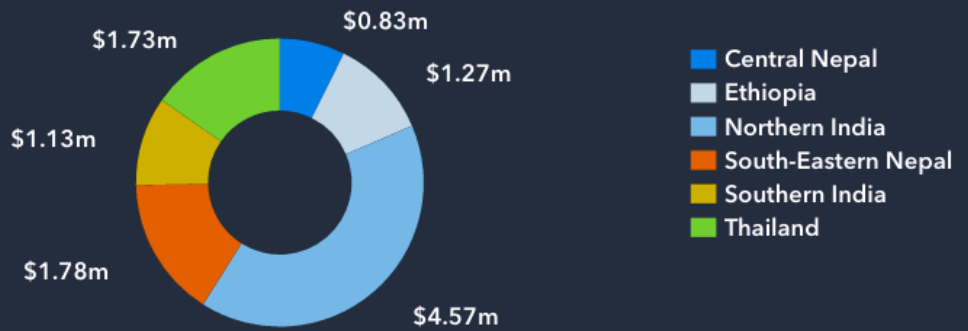


Our impact to the end Q2 2016

AUGUST 2016



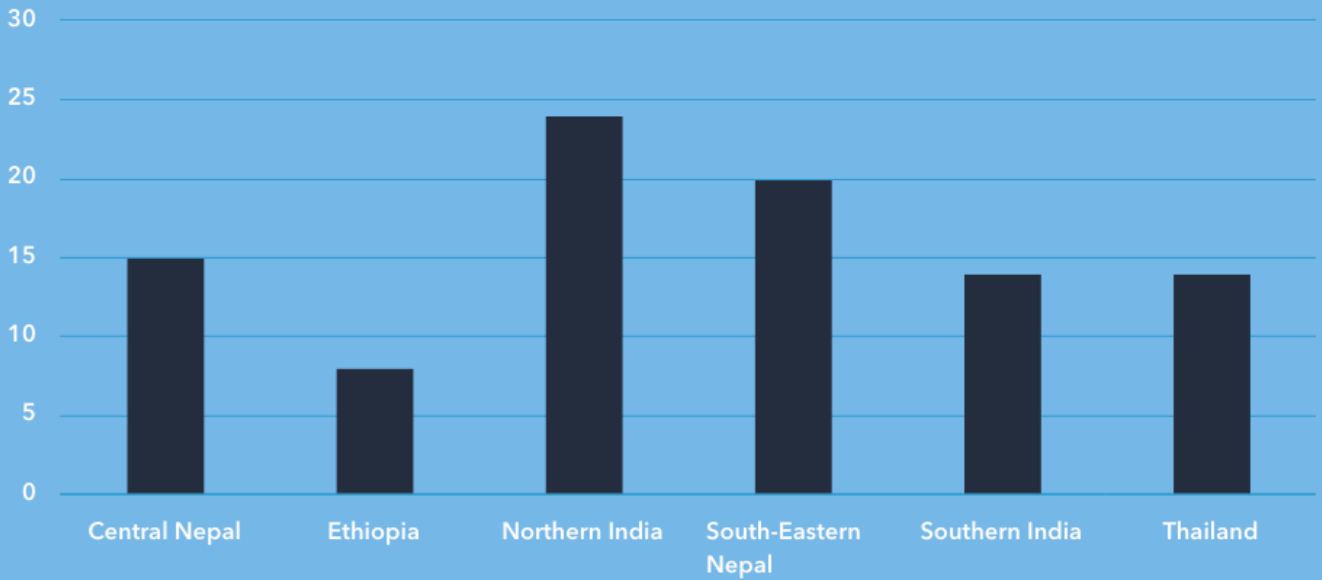
TOTAL INVESTED



TOTAL INVESTED

\$11.31M

NUMBER OF HOTSPOT PARTNERS



COMPARATIVE COST PER PERSON



CENTRAL NEPAL
\$94
PER PERSON



ETHIOPIA
\$78
PER PERSON



NORTHERN
INDIA
\$31
PER PERSON



SOUTH-EASTERN
NEPAL
\$61
PER PERSON



SOUTHERN
INDIA
\$40
PER PERSON



THAILAND
\$50
PER PERSON

These figures show the average cost of reaching each participant in a hotspot program. We use this data for information purposes only and do not set targets for how cheap or expensive our partners' interventions should be.

NUMBER OF PEOPLE LIBERATED



CENTRAL NEPAL

136

people liberated

125

people liberated with follow up support



NORTHERN INDIA

7557

people liberated

5919

people liberated with follow up support



SOUTH-EASTERN NEPAL

461

people liberated

460

people liberated with follow up support



SOUTHERN INDIA

444

people liberated

438

people liberated with follow up support



THAILAND

325

people liberated

130

people liberated with follow up support

“Follow-up” means services are provided (by Freedom Fund partner or other agency) to ensure the individual can resettle with their family or independently, and can access socio-economic and legal assistance to ensure their freedom can be sustained.

INDICATOR	TOTAL	HOTSPOT BREAKDOWN
<p>Lives impacted Number of active, regular participants of programs supported by the Freedom Fund. Includes members of community vigilance committees, self-help groups, individuals rescued from slavery, and those given educational, psychosocial or income generation services. Excludes those provided with one-time information.</p>	207,383	Central Nepal: 14,122 Ethiopia: 14,641 Northern India: 109,800 South-Eastern Nepal: 27,524 Southern India: 23,632 Thailand: 17,664
<p>Total invested Total funds invested in hotspot programs since the Freedom Fund's inception.</p>	\$11.31m	Central Nepal: \$0.83m Ethiopia: \$1.27m Northern India: \$4.57m South-Eastern Nepal: \$1.78m Southern India: \$1.13m Thailand: \$1.73m
<p>Cost per person Average cost of community interventions per active, regular participant. Excludes grants made to partners working indirectly, eg at national/international policy level or for research and evaluation.</p>	\$43	Central Nepal: \$58 Ethiopia: \$70 Northern India: \$37 South-Eastern Nepal: \$56 Southern India: \$41 Thailand: \$34
<p>Victims liberated Number of people liberated from any form of slavery, be it through gradual change of circumstance or shorter "rescue event". Includes those – especially children – rescued en route to employment if trafficking suspected.</p>	8,923	Central Nepal: 136 Ethiopia: 0 Northern India: 7,557 South-Eastern Nepal: 461 Southern India: 444 Thailand: 325
<p>Victims liberated with follow-up "Follow-up" means services are provided (by Freedom Fund partner or other agency) to ensure the individual can resettle with their family or independently, and can access socio-economic and legal assistance to ensure their freedom can be sustained.</p>	7,072	Central Nepal: 125 Ethiopia: 0 Northern India: 5,919 South-Eastern Nepal: 460 Southern India: 438 Thailand: 130
<p>Community freedom groups supported Number of active, local groups, including community vigilance committees and self-help savings and loans groups, formed or supported by Freedom Fund partners.</p>	2,911	Central Nepal: 179 Ethiopia: 52 Northern India: 1,197 South-Eastern Nepal: 417 Southern India: 1,030 Thailand: 36
<p>At-risk children in school Number of previously out-of-school children in slavery-affected communities now attending formal or informal education as a result of Freedom Fund support.</p>	24,079	Central Nepal: 142 Ethiopia: 176 Northern India: 14,200 South-Eastern Nepal: 9,202 Southern India: 359

INDICATOR	TOTAL	HOTSPOT BREAKDOWN
<p>Individuals given trafficking information Number of people exposed to any kind of Freedom Fund-supported training, awareness-raising event, discussion group, etc. aimed at reducing slavery. Excludes mass broadcasts and exposure through word of mouth.</p>	280,620	Thailand: 0 Central Nepal: 11,904 Ethiopia: 12,471 Northern India: 149,160 South-Eastern Nepal: 5,798 Southern India: 99,234 Thailand: 2,053
<p>Graduates of vocational training Number of slavery survivors or highly vulnerable individuals completing vocational training courses.</p>	2,129	Central Nepal: 68 Ethiopia: 112 Northern India: 1,481 South-Eastern Nepal: 48 Southern India: 420 Thailand: 0
<p>Micro-enterprises started Number of slavery survivors or highly vulnerable individuals who have started micro-enterprises as a result of Freedom Fund support.</p>	6,439	Central Nepal: 44 Ethiopia: 189 Northern India: 5,871 South-Eastern Nepal: 133 Southern India: 200 Thailand: 2
<p>Survivors accessing psychosocial services Number of slavery survivors and victims provided with psychosocial support services to help them recover from mental trauma and avoid falling back into situations of extreme exploitation.</p>	5,543	Central Nepal: 1,402 Ethiopia: 181 Northern India: 3,397 South-Eastern Nepal: 67 Southern India: 364 Thailand: 132
<p>Individuals with new access to government services Number of people supported by our partners who gain access to government services that they did not previously have, such as employment rights, schools, pensions, compensation payments, ID cards, land rights.</p>	17,000	Central Nepal: 25 Ethiopia: 0 Northern India: 8,010 South-Eastern Nepal: 7,934 Southern India: 1,010 Thailand: 21
<p>Legal cases assisted Number of individual legal cases that our partners provide any kind of support to, including advice, testimony, direct litigation, and witness protection.</p>	954	Central Nepal: 94 Ethiopia: 0 Northern India: 654 South-Eastern Nepal: 108 Southern India: 27 Thailand: 71
<p>Arrests Number of arrests of traffickers and slaveholders in which one or more Freedom Fund partners played a role.</p>	167	Central Nepal: 14 Ethiopia: 0 Northern India: 149 South-Eastern Nepal: 2 Southern India: 2 Thailand: 0

INDICATOR	TOTAL	HOTSPOT BREAKDOWN
<p>Convictions Number of convictions of traffickers and slaveholders in which one or more Freedom Fund partners played a role.</p>	19	Central Nepal: 4 Ethiopia: 0 Northern India: 15 South-Eastern Nepal: 0 Southern India: 0 Thailand: 0
<p>Changes in public policy Number of changes to public policy attributable in part to Freedom Fund partners.</p>	1	Central Nepal: 0 Ethiopia: 0 Northern India: 1 South-Eastern Nepal: 0 Southern India: 0 Thailand: 0
<p>Media stories Number of stories about slavery that can be attributed at least in part to the Freedom Fund or its partners' efforts to generate media attention to the issue.</p>	679	Central Nepal: 110 Ethiopia: 0 Northern India: 62 South-Eastern Nepal: 234 Southern India: 106 Thailand: 167