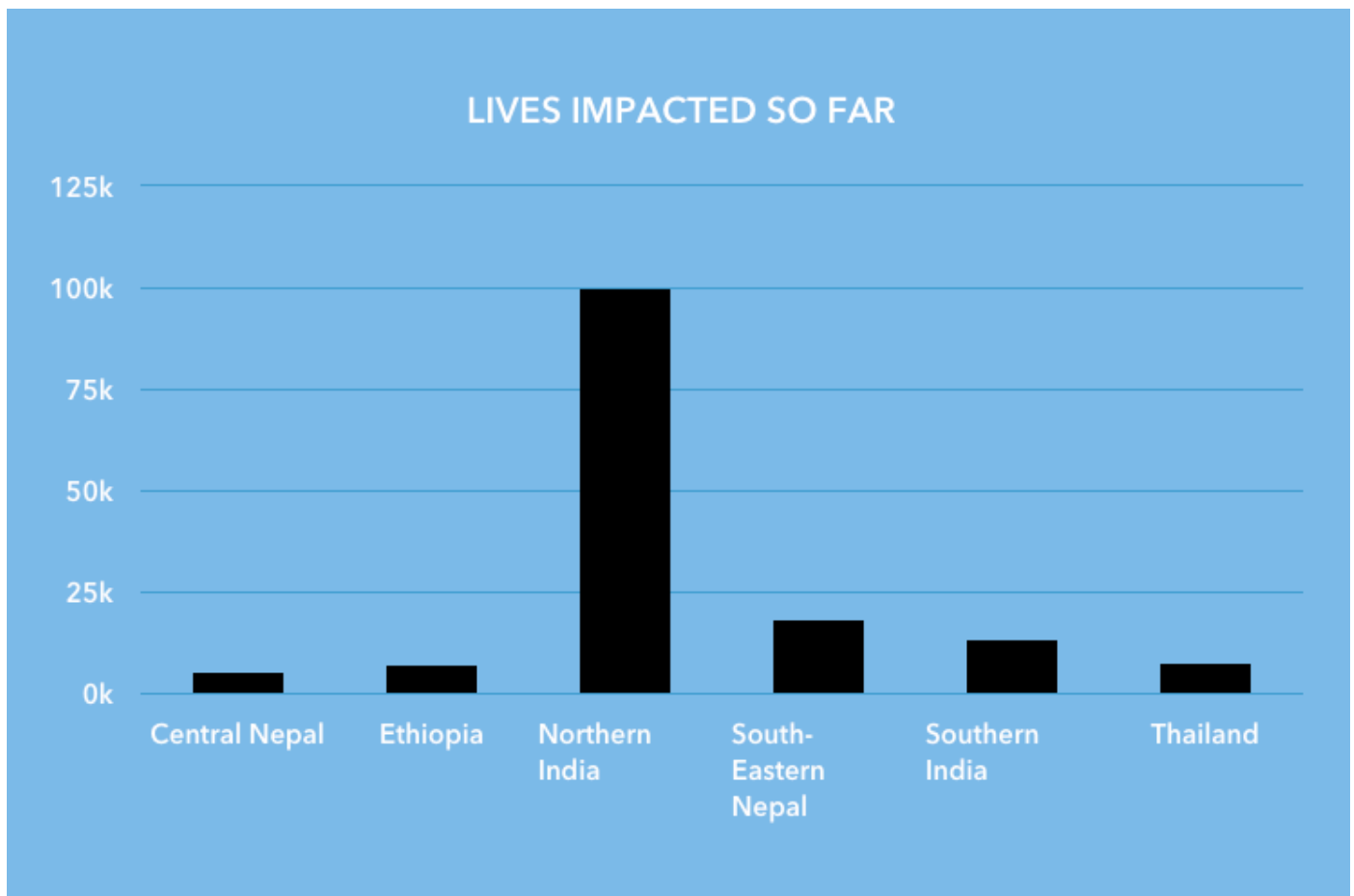
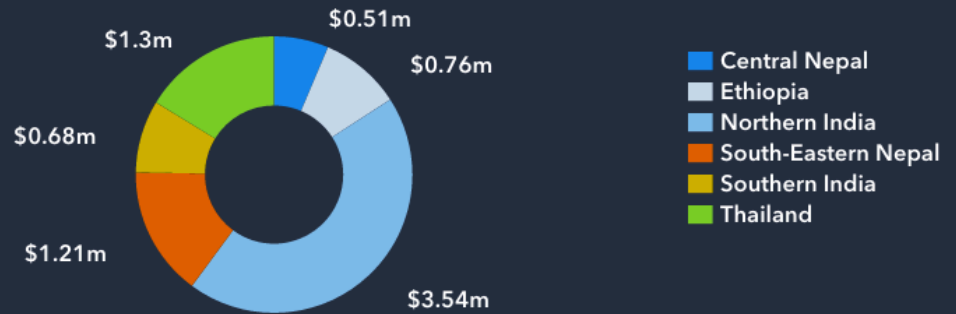


## Our impact to the end of 2015

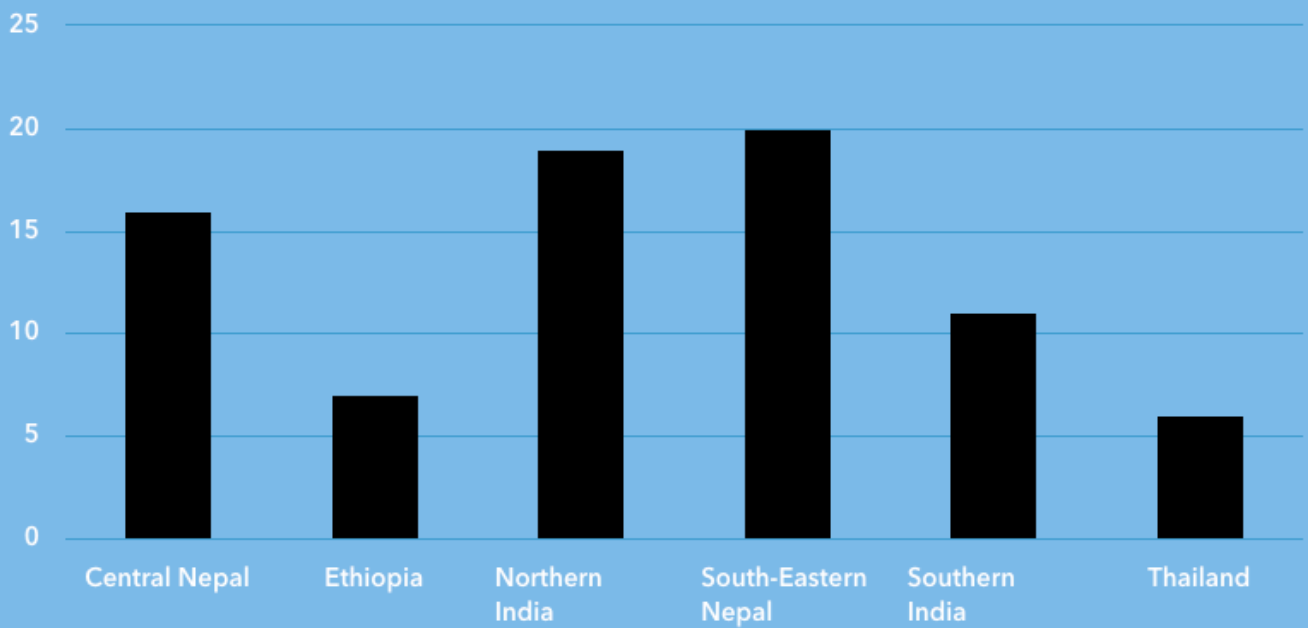
MARCH 2016



## TOTAL INVESTED



## NUMBER OF CIVIL SOCIETY ORGANISATIONS WE ARE SUPPORTING



## COMPARATIVE COST PER PERSON



These figures show the average cost of reaching each participant in a hotspot program. We use this data for information purposes only and do not set targets for how cheap or expensive our partners' interventions should be.

## NUMBER OF PEOPLE LIBERATED



### CENTRAL NEPAL

**8**

people liberated

**8**

people liberated with follow up support



### ETHIOPIA

**0**

people liberated

**0**

people liberated with follow up support



### NORTHERN INDIA

**6,066**

people liberated

**4,541**

people liberated with follow up support



### SOUTH-EASTERN NEPAL

**401**

people liberated

**400**

people liberated with follow up support



### SOUTHERN INDIA

**32**

people liberated

**32**

people liberated with follow up support



### THAILAND

**135**

people liberated

**12**

people liberated with follow up support

"Follow-up" means services are provided (by Freedom Fund partner or other agency) to ensure the individual can resettle with their family or independently, and can access socio-economic and legal assistance to ensure their freedom can be sustained.

INDICATOR	TOTAL	HOTSPOT BREAKDOWN
<p><b>Lives impacted</b> Number of active, regular participants of programs supported by the Freedom Fund. Includes members of community vigilance committees, self-help groups, individuals rescued from slavery, and those given educational, psychosocial or income generation services. Excludes those provided with one-time information.</p>	151,653	Central Nepal: 5,344 Ethiopia: 7,185 Northern India: 99,987 South-Eastern Nepal: 18,287 Southern India: 13,345 Thailand: 7,505
<p><b>Total invested</b> Total funds invested in hotspot programs since the Freedom Fund's inception.</p>	\$8.00m	Central Nepal: \$0.51m Ethiopia: \$0.76m Northern India: \$3.54m South-Eastern Nepal: \$1.21m Southern India: \$0.68m Thailand: \$1.30m
<p><b>Cost per person</b> Average cost of community interventions per active, regular participant. Excludes grants made to partners working indirectly, eg at national/international policy level or for research and evaluation.</p>	\$41	Central Nepal: \$94 Ethiopia: \$78 Northern India: \$31 South-Eastern Nepal: \$61 Southern India: \$40 Thailand: \$50
<p><b>Victims liberated</b> Number of people liberated from any form of slavery, be it through gradual change of circumstance or shorter "rescue event". Includes those – especially children – rescued en route to employment if trafficking suspected.</p>	6,642	Central Nepal: 8 Ethiopia: 0 Northern India: 6,066 South-Eastern Nepal: 401 Southern India: 32 Thailand: 135
<p><b>Victims liberated with follow-up</b> "Follow-up" means services are provided (by Freedom Fund partner or other agency) to ensure the individual can resettle with their family or independently, and can access socio-economic and legal assistance to ensure their freedom can be sustained.</p>	4,993	Central Nepal: 8 Ethiopia: 0 Northern India: 4,541 South-Eastern Nepal: 400 Southern India: 32 Thailand: 12
<p><b>Communities achieving slave-free status</b> Number of communities eliminating slavery completely with the support of one or more Freedom Fund partners.</p>	33	Central Nepal: 0 Ethiopia: 0 Northern India: 33 South-Eastern Nepal: 0 Southern India: 0 Thailand: 0
<p><b>Population of slave-free communities</b> Total population of the communities cited in the indicator above.</p>	3,428	Central Nepal: 0 Ethiopia: 0 Northern India: 3,428 South-Eastern Nepal: 0 Southern India: 0 Thailand: 0
<p><b>Community freedom groups supported</b> Number of active, local groups, including community vigilance committees and self-help savings and loans groups, formed or supported by Freedom Fund partners.</p>	2,547	Central Nepal: 132 Ethiopia: 43 Northern India: 1,502 South-Eastern Nepal: 117 Southern India: 746 Thailand: 7

INDICATOR	TOTAL	HOTSPOT BREAKDOWN
<b>At-risk children in school</b> Number of previously out-of-school children in slavery-affected communities now attending formal or informal education as a result of Freedom Fund support.	17,366	Central Nepal: 1 Ethiopia: 176 Northern India: 12,880 South-Eastern Nepal: 4,140 Southern India: 169 Thailand: 0
<b>Individuals given trafficking information</b> Number of people exposed to any kind of Freedom Fund-supported training, awareness-raising event, discussion group, etc. aimed at reducing slavery. Excludes mass broadcasts and exposure through word of mouth.	207,336	Central Nepal: 6,542 Ethiopia: 7,134 Northern India: 132,455 South-Eastern Nepal: 4,083 Southern India: 55,069 Thailand: 2,053
<b>Self-help group members</b> Number of people participating in self-help savings and loans groups organised with Freedom Fund support. Self-help groups help individuals build a savings safety net so that they can weather emergencies and obtain credit to invest in micro-enterprises.	11,688	Central Nepal: 0 Ethiopia: 94 Northern India: 8,412 South-Eastern Nepal: 2,423 Southern India: 759 Thailand: 0
<b>Graduates of vocational training</b> Number of slavery survivors or highly vulnerable individuals completing vocational training courses.	1,369	Central Nepal: 16 Ethiopia: 69 Northern India: 1,216 South-Eastern Nepal: 0 Southern India: 68 Thailand: 0
<b>Micro-enterprises started</b> Number of slavery survivors or highly vulnerable individuals who have started micro-enterprises as a result of Freedom Fund support.	5,846	Central Nepal: 3 Ethiopia: 116 Northern India: 5,547 South-Eastern Nepal: 121 Southern India: 59 Thailand: 0
<b>Survivors accessing psychosocial services</b> Number of slavery survivors and victims provided with psychosocial support services to help them recover from mental trauma and avoid falling back into situations of extreme exploitation.	2,060	Central Nepal: 225 Ethiopia: 181 Northern India: 1,608 South-Eastern Nepal: 0 Southern India: 24 Thailand: 22
<b>Individuals with new access to government services</b> Number of people supported by our partners who gain access to government services that they did not previously have, such as employment rights, schools, pensions, compensation payments, ID cards, land rights.	9,640	Central Nepal: 0 Ethiopia: 0 Northern India: 5,175 South-Eastern Nepal: 4,211 Southern India: 254 Thailand: 0
<b>Legal cases assisted</b> Number of individual legal cases that our partners provide any kind of support to, including advice, testimony, direct litigation, and witness protection.	813	Central Nepal: 11 Ethiopia: 0 Northern India: 651 South-Eastern Nepal: 99 Southern India: 12 Thailand: 40
<b>Arrests</b> Number of arrests of traffickers and slaveholders in which	108	Central Nepal: 3 Ethiopia: 0

INDICATOR	TOTAL	HOTSPOT BREAKDOWN
one or more Freedom Fund partners played a role.		Northern India: 103 South-Eastern Nepal: 1 Southern India: 1 Thailand: 0
<b>Convictions</b> Number of convictions of traffickers and slaveholders in which one or more Freedom Fund partners played a role.	8	Central Nepal: 1 Ethiopia: 0 Northern India: 7 South-Eastern Nepal: 0 Southern India: 0 Thailand: 0
<b>Changes in public policy</b> Number of changes to public policy attributable in part to Freedom Fund partners.	1	Central Nepal: 0 Ethiopia: 0 Northern India: 1 South-Eastern Nepal: 0 Southern India: 0 Thailand: 0
<b>Media stories</b> Number of stories about slavery that can be attributed at least in part to the Freedom Fund or its partners' efforts to generate media attention to the issue.	289	Central Nepal: 28 Ethiopia: 0 Northern India: 59 South-Eastern Nepal: 141 Southern India: 38 Thailand: 23