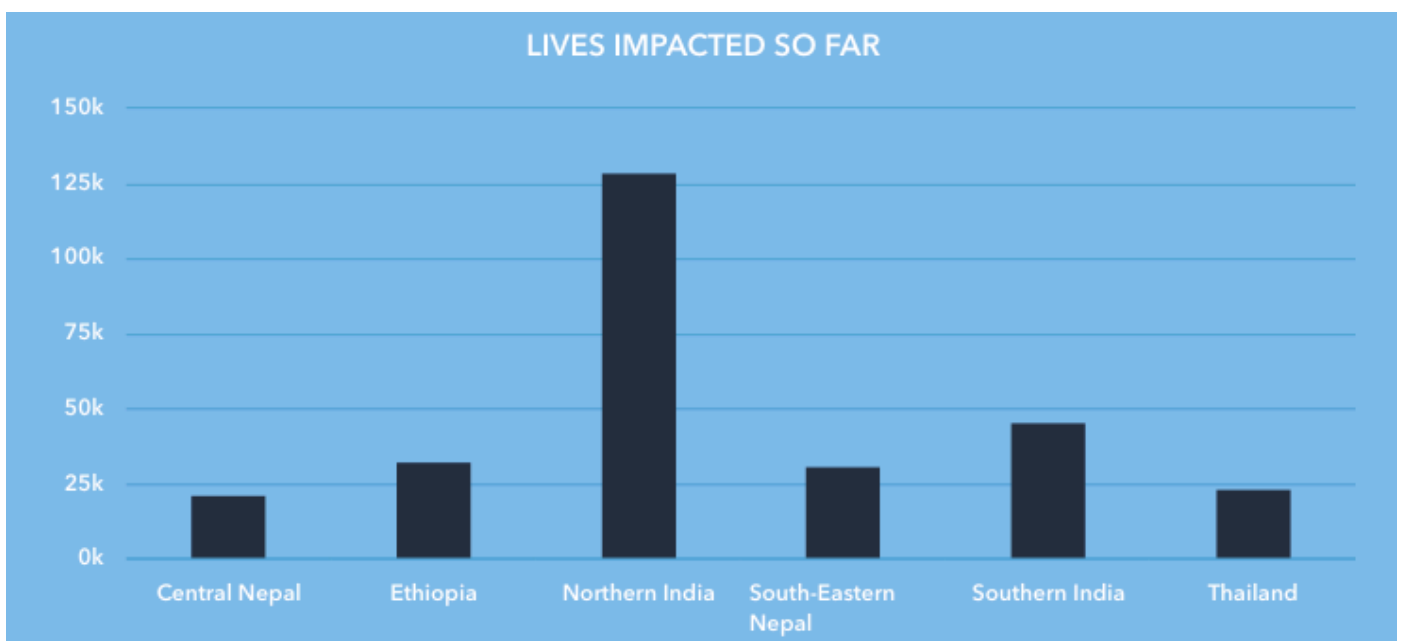
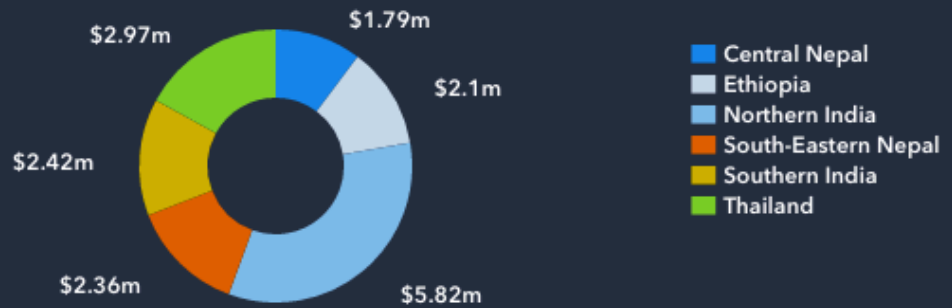


Our impact to the end of 2016



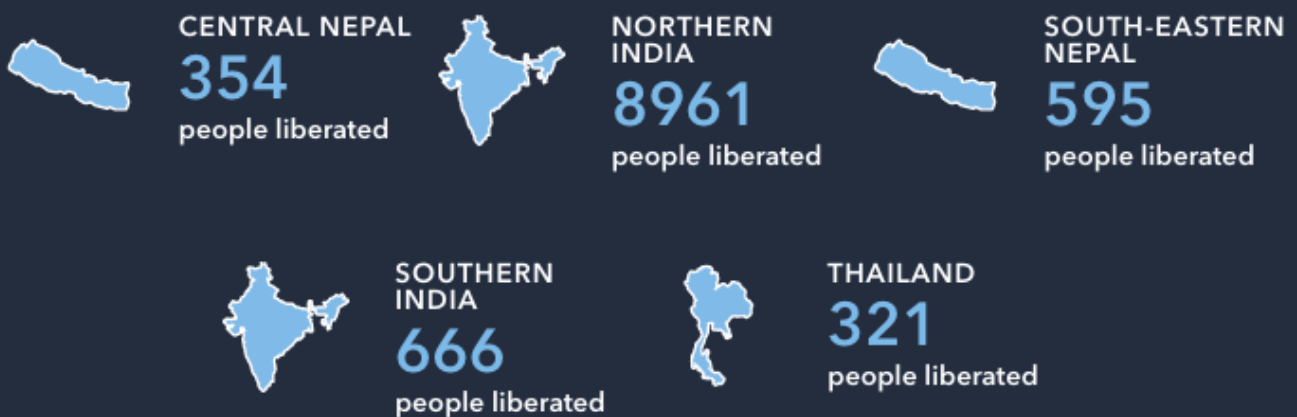
TOTAL INVESTED



TOTAL INVESTED

\$17.46M

NUMBER OF PEOPLE LIBERATED



Number of people liberated from any form of slavery, be it through gradual change of circumstance or shorter "rescue event". The Freedom Fund's approach is to only support liberations where services for survivor recovery are provided. We formalised this policy with partners in July 2016. Prior to this date a small proportion of reported liberations may not have included follow-up support.

Survivor recovery services are provided (by Freedom Fund partner or other agency) to ensure the individual can resettle with their family or independently, and can access socio-economic and legal assistance to ensure their freedom can be sustained.

AVERAGE ANNUAL GRANT SIZE



CENTRAL NEPAL

\$55,046

Average Grant Size

18

Partners



ETHIOPIA

\$74,805

Average Grant Size

14

Partners



NORTHERN INDIA

\$90,221

Average Grant Size

21

Partners



SOUTH-EASTERN NEPAL

\$67,467

Average Grant Size

14

Partners



SOUTHERN INDIA

\$95,763

Average Grant Size

15

Partners



THAILAND

\$94,676

Average Grant Size

16

Partners



GLOBAL

\$79,883

Average Grant Size

98

Partners

INDICATOR	TOTAL	HOTSPOT BREAKDOWN
<p>Lives impacted Number of active, regular participants of programs supported by the Freedom Fund. Includes members of community vigilance committees, self-help groups, individuals rescued from slavery, and those given educational, psychosocial or income generation services. Excludes those provided with one-time information.</p>	282,221	Central Nepal: 21,448 Ethiopia: 32,138 Northern India: 128,643 South-Eastern Nepal: 30,895 Southern India: 45,689 Thailand: 23,408
<p>Total invested Total funds invested in hotspot programs since the Freedom Fund's inception.</p>	\$17.5m	Central Nepal: \$1.8m Ethiopia: \$2.1m Northern India: \$5.8m South-Eastern Nepal: \$2.4m Southern India: \$2.4m Thailand: \$3.0m
<p>Cost per person Average cost of community interventions per active, regular participant. Excludes grants made to partners working indirectly, e.g. at international policy level or for research and evaluation.</p>	\$49	Central Nepal: \$80 Ethiopia: \$56 Northern India: \$40 South-Eastern Nepal: \$69 Southern India: \$47 Thailand: \$40
<p>Victims liberated Number of people liberated from any form of slavery, be it through gradual change of circumstance or shorter "rescue event". Includes those – especially children – rescued en route to employment if trafficking is suspected. From July 2016 onwards, only people liberated with follow-up services to sustain their recovery are counted.</p>	10,897	Central Nepal: 354 Ethiopia: 0 Northern India: 8,961 South-Eastern Nepal: 595 Southern India: 666 Thailand: 321
<p>Individuals with new access to government services Number of people supported by our partners who gain access to government services that they did not previously have, such as employment rights, schools, pensions, compensation payments, ID cards, land rights.</p>	25,726	Central Nepal: 62 Ethiopia: 386 Northern India: 14,614 South-Eastern Nepal: 8,621 Southern India: 1,952 Thailand: 91
<p>Community freedom groups supported Number of active, local groups, including community vigilance committees and self-help savings and loans groups, formed or supported by Freedom Fund partners.</p>	4,568	Central Nepal: 283 Ethiopia: 299 Northern India: 1,889 South-Eastern Nepal: 276 Southern India: 1,759 Thailand: 62
<p>At-risk children in school Number of previously out-of-school children in slavery-affected communities now attending formal or informal education as a result of Freedom Fund support.</p>	28,028	Central Nepal: 247 Ethiopia: 176 Northern India: 16,134 South-Eastern Nepal: 10,846 Southern India: 625 Thailand: 0

INDICATOR	TOTAL	HOTSPOT BREAKDOWN
Graduates of vocational training Number of slavery survivors or highly vulnerable individuals completing vocational training courses.	4,439	Central Nepal: 114 Ethiopia: 537 Northern India: 2,786 South-Eastern Nepal: 84 Southern India: 918 Thailand: 0
Micro-enterprises started Number of slavery survivors or highly vulnerable individuals who have started micro-enterprises as a result of Freedom Fund support.	8,408	Central Nepal: 69 Ethiopia: 489 Northern India: 6,972 South-Eastern Nepal: 540 Southern India: 336 Thailand: 2
Legal cases assisted Number of individual legal cases that our partners provide any kind of support to, including advice, testimony, direct litigation, and witness protection.	1,907	Central Nepal: 97 Ethiopia: 0 Northern India: 1,329 South-Eastern Nepal: 128 Southern India: 154 Thailand: 199
Arrests Number of arrests of traffickers and slaveholders in which one or more Freedom Fund partners played a role.	205	Central Nepal: 20 Ethiopia: 0 Northern India: 181 South-Eastern Nepal: 2 Southern India: 2 Thailand: 0
Convictions Number of convictions of traffickers and slaveholders in which one or more Freedom Fund partners played a role.	32	Central Nepal: 11 Ethiopia: 0 Northern India: 21 South-Eastern Nepal: 0 Southern India: 0 Thailand: 0
Media stories Number of stories about slavery that can be attributed at least in part to the Freedom Fund or its partners' efforts to generate media attention to the issue.	926	Central Nepal: 92 Ethiopia: 0 Northern India: 117 South-Eastern Nepal: 296 Southern India: 170 Thailand: 251